



ExpoTas: Registration Booth with Lock Box

Printing Dimensions




Octanorm beam Octanorm post Print




Overall size
- 10mm
inserted
into
framework

Visual size



4m Fascia x1

Overall Size = 3930W x 220H mm
(visual Size = 3910W x 200H mm)



Rego Counter Fronts x3

Overall Size = 1120W x 1130H mm
(visual Size = 1100W x 1110H mm)

Lock Box Front - Full Size Panels x2

Overall Size = 2360H x 970W mm
(Visual Size = 2340H x 950W mm)

Rego Rear Wall - Full Size Panels x4

Overall Size = 2360H x 970W mm
(Visual Size = 2340H x 950W mm)



ExpoTas

<https://expotas.com.au/printing-specifications/>

Updated 7 November 2019

Artwork Specifications:

- Set artwork to suit overall size
- Outline all fonts
- Ensure raster elements (i.e. images) are high resolution to output at 100%
- Embed all images within artwork (do not link images)
- Flatten artwork if using complex layers
- Apply crop marks to the artwork's overall size (not the visual size) with 10mm bleed all sides
- Output artwork as a PressReady PDF file or high resolution jpeg