
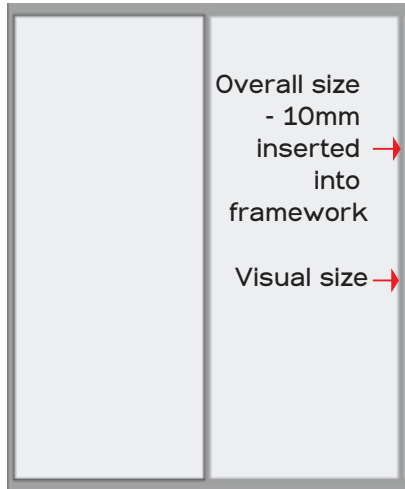


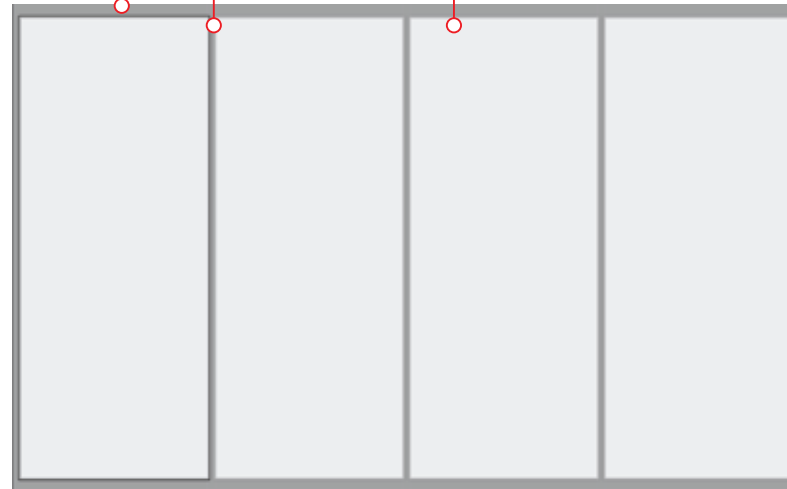
# ExpoTas: Registration Booth with Lock Box Printing Dimensions (x6 panels)




Octanorm beam Octanorm post Print



Overall size  
- 10mm  
inserted →  
into  
framework  
  
Visual size →



**Full Size Panels x6**  
Overall Size = 2360H x 970W mm  
(Visual Size = 2340H x 950W mm)



**4m Fascia x1**  
Overall Size = 3950W x 220H mm  
(visual Size = 3930W x 200H mm)



**Rego Counter Fronts x4**  
Overall Size = 1130H x 970W mm  
(visual Size = 1110H x 950W mm)



<https://expotas.com.au/printing-specifications/>  
Updated 4 July 2019

## Artwork Specifications:

- Set artwork to suit overall size
- Outline all fonts
- Ensure raster elements (i.e. images) are high resolution to output at 100%
- Embed all images within artwork (do not link images)
- Flatten artwork if using complex layers
- Apply crop marks to the artwork's overall size (not the visual size) with 10mm bleed all sides
- Output artwork as a PressReady PDF file or high resolution jpeg